
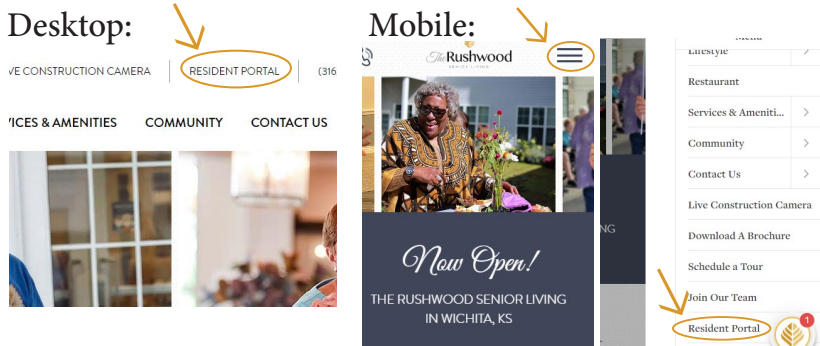


READY TO USE THE PAYMENT PORTAL?

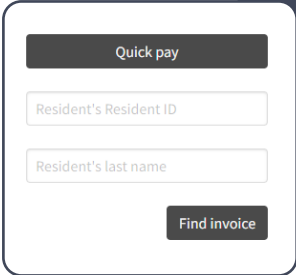

Follow these steps to get started!

Step 1: With your invoice handy, go to www.RushwoodSeniorLiving.com
First click on the “Resident Portal” Button

Step 2: Choose “Assisted Living & Memory Care” if you’re an Assisted Living or Memory Care resident, or “Independent Living” if you’re an Independent Living resident.

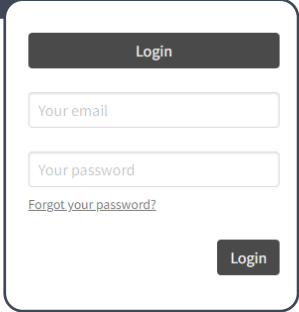


Step 3: Choose the appropriate prompt to either Quick pay, Login, or Sign up.



Use your surname and Resident ID to **Quick Pay**

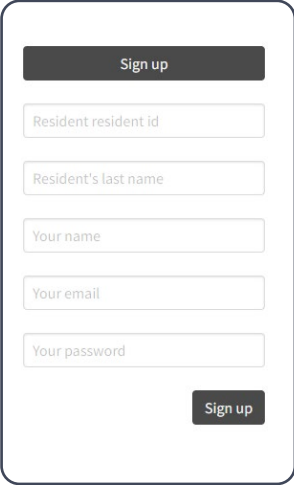
Login using your email and password to access your account



Need some help? Use these handy prompts beneath the options in Resident Portal to help!

Quick tip!

- Trouble logging in?**
- [Forgot your password?](#)
 - [Didn't receive confirmation instructions?](#)
 - [Didn't receive unlock instructions?](#)



If this is your first visit and you’ve yet to create an account, click **Sign Up** and fill out the prompts.